

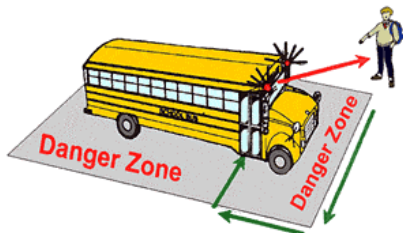
* School Bus Safety Smarts

School Bus Safety Smarts was prepared by the Ministry of Education and Training in collaboration with the Ministry of Transportation, School Bus Driver and representatives of the Ontario School Boards.

- Stay out of the danger zone at all times!
- Remember—if you can't see the driver, the driver can't see you!
- Never go near the bus unless the driver has given you the signal to come!
- Never, ever walk or play behind a vehicle!
- When you go near the bus, always, always be sure you can see the bus driver!
- If you drop anything in the danger zone leave it. Never, never stop to pick it up!

Know the Danger Zones

- Every child must know the DANGER ZONES around the school bus.
- Children should never enter the DANGER ZONE unless the driver has given them permission.
- If a child can touch the bus, he or she is too close.
- If a child must cross the street, know all the rules to cross safely.
- The 10 Giant Step rule is a good measurement for children to identify the DANGER ZONE around the school bus, particularly when crossing in front of the bus.



- When near a bus, the children must have the attention of the school bus driver.
- Children should never play around or near school bus vehicles.
- When leaving the bus, children must walk directly home.

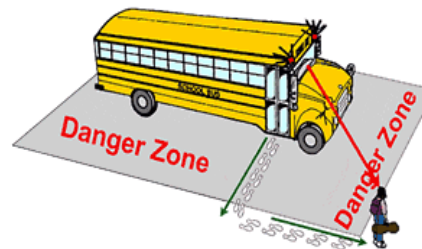
Getting On and Off the Safe Way

- Always be on time with your school things tucked safely away.
- Never run to or from the bus.
- Wait for the bus at a safe place away from the road.
- Wait for the bus to stop before approaching to get on.
- Remember if you can touch the bus, YOU ARE TOO CLOSE!
- Your driver will tell you when to get on.
- Walk up the steps, one at a time, using the handrail.

- Never push or shove.
- If you drop anything in the DANGER ZONE leave it. Never, never stop to pick it up!
- Sit facing the driver, feet in front of you.
- Keep the aisle clear at all times.
- Always listen to and obey your school bus driver!

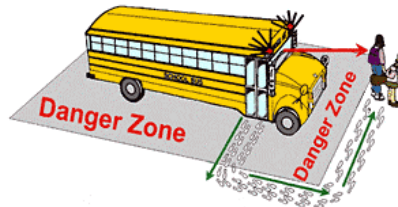
Getting Off the Bus

- Use the handrail.
- Do not push or shove.
- Walks ...don't run away from the bus.
- Never go behind the bus.
- Go right home.



Crossing the Street After Getting Off the Bus

- If you must cross the road after getting off the bus, use the 10 Giant Steps as a guide to take you out of the DANGER ZONE at the front of the bus.
- Be sure you can see the driver and that the driver sees you.
- Watch for the driver's signal that it is safe to cross.
- Stop when you reach the edge of the bus.



- Look and listen both ways to be sure it is safe before you cross.
- If you drop anything in the DANGER ZONE, leave it! Never, never stop to pick it up!
- Walk never run across the street.
- Go right home.

Crossing the Street to the Bus

- If possible, have an adult help you cross the road.
- Before crossing, be sure you can see the stop arm and lights flashing.
- Wait for the driver's signal before you start to cross.
- Look and Listen both ways to be sure it is safe before you cross.
- Walk never run across the street.
- Stay out of the DANGER ZONE at all times!
- If you drop anything in the DANGER ZONE, leave it. Never, never stop to pick it up.

EVERYONE PLAYS A PART IN BUS SAFETY

Responsibility for the safety of students rests not only with school bus drivers, but also with parents/guardians, principals and students. The key to safe busing is cooperation

Misbehaviour by a student jeopardizes the safety of all who ride the bus. Behaviour problems cannot be tolerated on a school bus. Serious breaches of discipline will result in the withdrawal of bus privileges.

STUDENT

It is the student's responsibility to behave in a courteous and responsible manner while waiting for, riding on and leaving a school bus.

BEHAVIOUR

The student will:

- Cooperate with those people responsible for his or her school transportation.
- Remain a safe distance from the street while waiting for the school bus.
- Board buses in an orderly manner.
- Remain seated while the bus is in motion.
- Leave the bus in an orderly manner.
- Walk a safe distance from the bus immediately upon leaving the vehicle.
- Pay for any willful damage to the school bus.
- Understand that busing is a privilege, which may be withdrawn by the principal if student behaviour is considered unacceptable.

DAY TO DAY OPERATIONS

The student will:

- Be punctual in arriving at the bus pick up point
- Advise his or her teacher or principal of any difficulties related to safety or scheduling.

PARENT(S)/GUARDIAN(S)

It is the responsibility of the parent(s)/guardian(s) to:

- Be aware of busing procedures
- Instruct their children in these procedures.
- Monitor their children in these matters.
- Be aware that they are responsible for their children until they enter the bus and immediately after they exit the bus at the designated bus stops.

BEHAVIOUR

The parent(s)/guardian(s) will:

- Cooperate with the principal and the bus driver to ensure safe transportation for their children.
- Advise their children of the rules and regulations for riding a school bus.
- Ensure that their children behave in a safe and responsible manner at bus stops prior to pick up and after return from school.
- Assume financial responsibility for any willful damage done to the school bus by their children.
- Ensure that their children understand that busing is a privilege, which may be withdrawn by the principal if student behaviour is unacceptable.

DAY TO DAY OPERATIONS

The parent(s)/guardian(s) will:

- Ensure that their children are at the bus stop prior to the arrival of the bus.
- Report to the principal any problems about late arrivals, departures, etc.

PRINCIPAL

It is the principal's responsibility to:

- Establish safe and efficient busing procedures for his/her school.
- Ensure that students receive adequate instruction in bus safety.
- Monitor busing practices and procedures throughout the year.

BEHAVIOUR

The principal will:

- Comply with Board Policies and Procedures regarding transportation.
- Ensure that standards of behaviour promote safety and courtesy on and around school buses.
- Investigate all reports of discipline problems and take the appropriate actions necessary.
- Inform parent(s)/guardian(s) of any discipline problems and the disciplinary action that has been taken.
- Cooperate with the driver in maintaining safe practices and procedures.

DAY TO DAY OPERATIONS

The principal will:

- Assist in establishing safe and efficient routes and schedules for his/her school.
- Recommend any changes to the Manager of Budget Services.
- Ensure that a bus safety program is conducted in his or her school
- Establish safe and efficient loading and unloading procedures.

New! Regulation 613 Amended

Effective September 1, 2005, the Ministry of Transportation Regulation 613 (Seatbelt Assemblies) is amended.

*Child safety restraints for **school purpose vehicles and taxis** transporting very young children to and from school **under contract to boards** are now mandated to use "booster" seats. School purpose vehicles are small vehicles essentially identical to station wagons and mini vans, **not school buses or mini-buses**. Appropriate stage 1, stage 2 and stage 3 restraints are required in these vehicles while providing student transportation services to pupils of school boards.*

Where do I go for more Information?

If you would like to know more about student transportation in the Superior-Greenstone District School Board contact the principal of your local school in the following locations:

Location	School	Phone
Beardmore	Beardmore PS	875-2128
Dorion	Dorion PS	857-2313
Geraldton	B. A. Parker PS	854-1683
	Geraldton Composite HS	854-0130
Longlac	Marjorie Mills PS	876-2366
Manitouwadge	Manitouwadge PS	826-4011
	Manitouwadge HS	826-3241
Marathon	Margaret Twomey PS	229-3050
	Marathon HS	229-1800
Nipigon	George O'Neill PS	887-2107
Red Rock	Nipigon-Red Rock DHS	886-2201
	Red Rock PS	886-2253
Schreiber	Schreiber PS	824-2082
Terrace Bay	Terrace Bay PS	825-3253
	Lake Superior HS	825-3271

Superior-Greenstone District School Board

12 Hemlo Drive, P. O. Bag A,
Marathon, Ontario P0T 2E0
Board Office: (807) 229-0436 / 1-888-604-1111

08/2005

SUPERIOR-GREENSTONE

District School Board



A Guide

to

Student Transportation